



2020 VMAA Scale Aero's SEQUENCE 2

Up Wind

1: Top Hat




3: Double Immelmann



5: Square Loop



7: Fig M with 1/4 Rolls

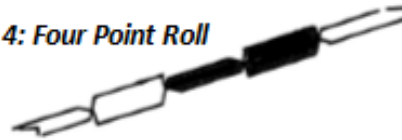


Down Wind

2: 2 Horizontal Rolls



4: Four Point Roll



6: Vertical Fig 8 with 1/2 Rolls



8: Two Outside

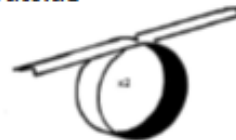


Fig. 1 **Top Hat.** Pull vertical up, $\frac{1}{2}$ roll, pull to inverted, pull to vertical down, $\frac{1}{2}$ roll, pull to exit upright.

Fig. 2 **2 Horizontal Rolls.** 2 continuous Rolls.

Fig. 3 **Double Immelmann.** Pull $\frac{1}{2}$ inside loop to inverted, $\frac{1}{2}$ roll, push $\frac{1}{2}$ outside loop, $\frac{1}{2}$ roll, exit upright.

Fig. 4 **4 Point Roll.**

Fig. 5 **Square Loop.** Pull to vertical upline, pull to inverted, pull to vertical down, pull to upright, exit upright.

Fig. 6 **Vertical Fig 8 with $\frac{1}{2}$ Rolls.** Pull full inside loop, $\frac{1}{2}$ roll, pull full inside loop, $\frac{1}{2}$ roll. Exit upright.

Fig. 7 **Figure M with $\frac{1}{4}$ Rolls.** Pull vertical up, $\frac{1}{4}$ roll, stall turn, $\frac{1}{4}$ roll, push $\frac{1}{2}$ outside loop to vertical up, $\frac{1}{4}$ roll, stall turn, $\frac{1}{4}$ roll, pull to exit upright.

Fig. 8 **2 Outside Loops.** Start high, push 2 continuous outside loops, exit upright.