




VMAA NEWS

Visit our web site at www.vmaa.com.au

Bulletin 14, January 2019

*With all the technology and simulators available these days, it is easy to lose yourself so this should bring a smile to your face.....
So, get out your model and enjoy the great outdoors doing what we love.
Flying our model aircraft and enjoying the camaraderie it brings with it.
Happy and safe flying to all in 2019...*



Moving forward....January 2019

VMAA Secretary



As we prepare to go back to work for those that did have a break, I hope you had an enjoyable break with the festive season being good to you. Over the Christmas/festive season, things did slow down, but priority items were still dealt with where possible. All the offices of the various agencies are open for business now so we are back in full swing. We are trying to deal with all requests as soon as we can so please be patient and if you need to discuss anything, please call/email me. The next VMAA meeting will be 14 Feb 2019.

The Area Approvals are going well, but with CASA shutting down for Christmas/festive season have delayed processing of submissions. We have been successful with 15 Clubs provided with approvals and new instruments issued. We still have a few to go with the priority given to those Clubs that have an old instrument in place. It is hoped by end of January this would be completed, but it looks like Mid-February is more likely. The review does depend on the quality of area approvals submission provided. Not difficult, but needs to be complete and cover the risks based on the site and type of flying conducted.

We are entering, arguable, the best time of year for weather as many Clubs prepare for displays, fun flies and start up competition in their respective disciplines over the coming 4 months. The VMAA Calendar certainly reflects this and one can only hope the weather is good to us on the day. It has certainly been different of late but one thing is for sure, the hot weather is here so don't forget to Slip, Slop, Slap as it does not take long for the sun to do its thing and before you know it, you are glowing for the wrong reasons.

VMAA Trophy Weekend - 6 to 7 April 2019

This year's Entry form and documentation is available on the VMAA Website www.vmaa.com.au so why not get a team together and have a go and have a great weekends flying at State Field Darraweit Guim.

A reminder as the hot weather takes hold, our natives' friends like Browns, Blacks, Adders, Tigers and Taipan snakes are all about. All are different, but all can be deadly. Be aware and have a read of the article on snake bite in the bulletin. Being aware and knowing what to do can certainly make a difference to the end result.

That is it for this month so from the VMAA Committee, we hope you all enjoy your flying, fly safe and be part of our fantastic sport for 2019.

Joe Finocchiaro
VMAA Secretary

From the VMAA Contest Director

To all Club Secretaries and SIG Groups. If you wish to have your event advertised, please send an email with your associated flyer to

contestdirector@vmaa.com.au

The Calender is updated on a regular basis and provides a heads up on what is happening around our great Association.

Were possible, your flyer will be placed on the monthly bulletin to get the word out. As always, the ones that get their dates organised and uploaded will hopefully get the best response..

2020 F4 World Scale Championships

Norway

Notice from the Australian Scale Delegate, David Law

Dear State Secretary,

I am writing to you as the Australian scale delegate in reference to the 2020 world championships in Norway, and the team trial for selecting the world championships team. Off the back of Australia's great win by the F4C team in Switzerland this year we would like to be properly prepared for Norway in 2020 to continue our successful trend.

The team trial will be held at a date and place to be set around the end of August 2019. Initial entries to the team trial will close at the end of March 2019, and based on the entries, the trial locations and dates will be decided. Before that time, I will require the State Secretary of each state to nominate worthy competitors from their state who intend to enter. If I have heard nothing from a state secretary by the 30th March 2019 it will be deemed that there are no interested competitors.

Also note a non-refundable entry fee of \$250 is payable by the 30th March by any entrant. The entry fee will be refundable for two weeks after the 30th March while the trial dates and locations are set in the chance that an entrant cannot make it to the trial location. After that, the entry fee will be donated to the F4C and H team attending.

The State Secretary will need to co-sign the entry declaration that declares that the entrant is the builder of the model and he has constructed or not constructed the items listed in the declaration. The State Secretary should only nominate competitors he believes comply with the list of requirements below:

- They must have an eligible model that is within the F4C / H weight limits.
- They understand the declaration process in their class and will be able to demonstrate that their declaration for static judging is accurate.
- The model needs to be the one they intend to take to the world championships.
- They clearly understand the builder of the model rule in F4 scale.
- They should be familiar with FAI F4 Scale Competition, understand the rules, and have competed in scale competitions that use FAI rules.
- A photo of the model entered will need to be supplied as part of the entry.
- Their intended flight manoeuvres will need to be supplied as part of the entry.
- The trial for F4C and F4H could be in different locations at different dates. So, entrants will need to be willing to travel to the location of the trial wherever it may be set.

Further relevant information below:

1. Any person thinking of entering the team trial needs to be aware that a world championship can be expensive. You could easily expect to spend 10- 15 thousand dollars for the journey. 2020 is in Norway and will be one of the more expensive world championships to attend.
2. The team for each class will be the first, second, and third place getters in that category.
3. Once the team has been chosen, if a member of the team withdraws only the other entrants in a placing order will be eligible to replace that person in the class they entered.
4. Any funding or sponsorship raised by an individual or the team will be put into a fund for team expenses.

I look forward to your response.

Regards,
David Law.
Australian Scale Delegate.
0411 605 550.

Official F4 Entry form/Declaration

For those interested Members that wish to take part in the team trial, please click on the link below

[Official F4 Entry form/Declaration](#)

If you require additional information, please contact David Law above, otherwise, please send your signed Entry/Declaration form to the VMAA Secretary at

secretary@vmaa.com.au

Darraweit Guim



9 to the 10 February 2019

State Field, Darraweit Guim.

Northern Flying Group

www.nfg.org.au/

*Thinking you want to try IMAC?
All new comers welcome to enter.*

*In the Basic Class any type and
size of aircraft can be used.*

More Info Visit

www.scaleaeros.com.au/

For more information:

**IMAC Australia
on Facebook**



Contact CD:

Michael Andrysik

+61413122035

mandrysi@bigpond.net.au



45th LEURA FUN-FLY

Corangamite Model Aircraft Club

Situated at CAMPERDOWN RACECOURSE

SATURDAY 23rd AND SUNDAY 24TH

FEBRUARY 2019



BBQ & REFRESHMENTS AVAILABLE

Entry by gold coin donation ALL Welcome

Contact: Foster 0428 390 965 , Peter 0413 476 818

Greg 0488679008 MAAA rules Apply

VMAA Video Library January 2019 Update.

Effective Immediately the VMAA has dropped the \$10 Entry Fee for joining the Library. You can now join for FREE. To join please contact the VMAA Librarian at videolibrarian@vmaa.com.au and ask for a joining form and list of DVDs available.

The V.M.A.A. has a very extensive DVD Library. It contains over 1,300 titles covering models and full size aircraft as well as aviation movies. There are many excellent instructional DVD that provide you with excellent information that will assist you in this great sport. There are also lots of titles covering many of the big model shows and competitions from all over the world as well as a huge selection of full size aircraft documentaries. You are really missing out on something if you are not a member of the library. It only costs \$6-00, which includes the return postage, for 4 DVDs.

The video library is a great resource, if you are not using then it why not. You get 4 DVD's delivered to your house for only \$6-00. This includes the return postage.

Attention New Members

The Library has lots of Training/Information type DVDs available and these are extremely informative and will greatly assist you in both building and flying model aircraft. In particular the Dave Platt series of videos in the 5000 series are extremely informative and will help improve the modelers' skills, even those who have been building models for a long time.

Why not send an e-mail to the DVD Librarian and request him to send you the full list of DVDs available. You will be amazed at the huge section available.

Do not delay, do it now.

Contact the VMAA Librarian, videolibrarian@vmaa.com.au, now for information about the library; you will be amazed at the huge selection of titles available.

DVD of the Month – Highly recommended

Are you interested in how a Rolls Royce Merlin engine goes together? If so then join the DVD Library and check out DVD # 7255. Watch a guy rebuild a mighty Merlin engine. He explains what all the parts do and how the whole thing works as he assembles it. This DVD is extremely interesting to anyone with an interest in engines. DVD #7254 will probably interest those as well. It features the running of many of the WW2 large aircraft engines, great sounds

Update from the VMAA Registrar

Hello members,

Like to highlight that I continue **to receive non member registration mail, for example Wings assessments, and heavy model applications**, the latter getting lost in the mail with no backups of the originals. You need to realise that I deal with Member Registrations only. I will of course pass on any non registrar documents I receive, but it introduces delays particularly at this time of year.

Registrations are still going well, with 2265 Senior members, and 92 Juniors registered for the 2018/19 year to date. .

Please remember to put a meaningful description in your EFT payment, and /or send me an email letting me know that you have made a payment into the VMAA account. I still receiving some payments that I have no idea of which Club the payment is from. Remember that the Membership Register gives you the total amount owing for the Members registered. Having said that, paying by EFT is far better than cheque, as it means I can process the registration through faster. If you go to a branch to make the payment, let me know as well, as that just comes up as **“Deposit”** in the VMAA account.

Another training video is on its way soon, based on some of the questions that I have been receiving. So stay tuned. Until next time, take care and happy flying

VMAA Register
Paul Webber

Warrnambool Model Aircraft Club

Fun-Fly Weekend

Sat/Sun 16th and 17th March 2019

We have smooth grass runways 200ft long suitable for all types of models, large or small.

All modellers and model types most welcome.

Free camping is available at the field with hot showers.

Food and drinks will be available at the field.

\$5 entry for pilots which gives you a ticket in the club raffle. Public entry will be by gold coin donation.

NOTE: Entry this year is from Officers Lane!



If you would like to arrive on the Friday that is no problem but please let us know so we can have the field open for you.

Contact Sec: Rod Mitchell 0423 964 781

Pres: Harry Knights 0429 848 461



P&DARCS

Pakenham and District Aircraft Radio Control Society



Monty Tyrrell Memorial Scale Rally — Sunday March 24th 2019

Field Location; Wenn Rd. Cardinia, (50K East of Melbourne) Vic



All Scale Aircraft welcome, ARF, Kit built does not matter, just come.

Excellent Trophies & Lucky Draw Prizes

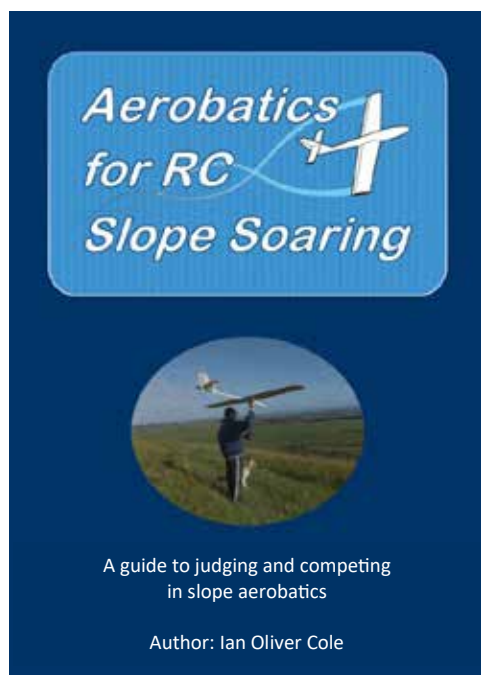
P&DARCS have excellent facilities, including long and wide grass runways and several 12 and 240volt electric charging stations.

Tell your friends to come and see some great model aircraft.

- Flying starts at 9-00am.
- No documentation required – just fly and have fun.
- Bring lots of aircraft, any size any type, just scale.
- MAAA cards and Model Permits must be sighted.
- Catering is available.
- See web site, www.pdarcs.com.au/monty , for information & entry forms.
- Please note; dogs, even on a leash, NOT allowed at field.

Come for a great days flying at a great field.

\$5 per car entry/registration fee for pilots and spectators



Aerobatics for RC Slope Soaring is a follow-on from my first book called *Aerobatics Plus*, which I first published in 1998. This latest edition has double the number of pages and many new features. The book includes 25 picturesque manoeuvres, new contest formats and judging guides unique to aircraft aerobatics in general. Everything one needs to know about slope soaring aerobatics has been covered in this comprehensive 60 page edition. I believe my book is unique to slope aerobatics and I am thrilled to announce it.

My first aerobatics contest was at Mt Hollowback in 1984, where I flew a rudder/elevator only Ricochet, which I eventually converted to add ailerons and flaps - and that's when I caught the bug. I rarely missed an opportunity to compete, until I bowed out of competition in 2011 to pursue other interests. But I am now ready to return with renewed enthusiasm and keen to pass on my knowledge to other fliers.

Slope competitions in Victoria were popular in the 1970s, 1980s and 1990s but slowly tapered off in the 2000s. Sadly, in 2014 we may have witnessed the last open slope contest in Victoria. While the baby

boomers have been the predominant figures in the sport for several decades, they are now fading away and the younger generation does not seem to share the same enthusiasm. I am mindful that I could be publishing my work for posterity and I am comfortable with that. At the same time, I am optimistic that there will be a revival. But if competition slope soaring is to make a comeback, a solution to the high number of cancellations must be found. One solution is to use electric assisted gliders when there's no natural lift to fly or fly safely.


Aerobatics for RC Slope Soaring is currently online for viewing and any positive feedback is welcome. I hope the book will become a Manual Of Procedures (MOP) to be added to the MAAA's website. I believe that the book will attract worldwide interest because it describes aerobatics in a way that will have pilots and judges rethinking how they fly and judge aerobatics, respectively - and not just aeromodellers.

I will officially launch my book at a slope day to be held on Sunday 20 January 2019 at Mt Hollowback, Bald Hills. Stay updated via the website. The book will also be available in hard copies, presented in individual plastic sleeves for updating in the future. For more info visit the website: mountainglidingaustralia.com.au/MAAA-Rules-Changes-2021

Below are three examples of the 25 manoeuvres presented in the book. Many other diagrams and photos are also included in this latest edition.

Topics in Aerobatics for RC Soaring

The Mechanics of Judging
Linking You, Your Glider, Your Sky
Step By Step Manoeuvre Examples
Flying Definitions
Practical Manoeuvres for Slope Soaring
Model Aircraft Check List
Pattern Aerobatics or Freestyle Slope
Apparel for Winter Flying
One on One Slope Aero Duel
Sequential & Freestyle Aerobatics
Ultimate Slope Aerobatics Challenge
Templates for a Judges Scoreboard
Manoeuvre Drawings



Latest Slope Soaring Happenings at Kilcunda

Report by Ian Cole

The North and Northwest Slopes

Some of the regular fliers who venture to Kilcunda may be aware that the north and possibly the northwest slopes are now off limits. In 2012 the previous owner died and subsequently this and other properties he owned in the area were divided into smaller lots and sold. This includes the north side where we currently fly to right around the other side of the hill, heading towards Woolamai.

The North Slope

I have recently spoken to the owner of the north slope who is very concerned about the likelihood of people coming onto his property. Peter, the new owner, who intends to raise cattle, by law has had to put into effect a farm biosecurity plan. Biosecurity is a critical part of the Australian Government's efforts to prevent, respond to and recover from pests and diseases that threaten the economy and environment. Regrettably, this means that no-one is allowed on the property for the foreseeable future. As a public relations exercise, I've made a special sign to complement the original sign to further explain the situation to other fliers who come to Kilcunda expecting to fly on a slope that's been available for over 50 years. There is a glimmer of hope that Peter may let us on his land again once the biosecurity plan has finished - but don't hold your breath.

The Northwest Slope

Until otherwise told, the northwest slope is also off limits. If flying on the southern side, do not land inside the property to the rear, as it is all part of the northwest property.

Prickles removed from the South Slope

In the past few years the nasty prickly bushes have grown out of control all around the southern side of the slope. I am in the process of removing as many bushes as practical, so that we can land our models without shredding them. The prickles themselves I might add, well let's say you could sew your pants with them. So far I have removed over 30 bushes and there are still dozens to go.

Wings over Wangaratta



IMAC

IMAC



Thinking you want to try IMAC?

All new comers welcome to enter.

In the Basic Class any type and size of aircraft can be used.

More info Visit

www.scalederos.com.au/

23 to the 24 March 2019

**Wangaratta Aero Modellers,
Wangaratta**

For more information:

IMAC Australia
on Facebook



Contact CD:

Jon York

+61407 229 940

rjyork@bigpond.net.au



Glider Day at Mount Wallace 6 January 2019

Article by Ed

Video/Photos by Michael Whelan

An impromptu get together of two or three glider pilots turned out to be more than what was expected at the latest State Field in the West. On 6 Jan 19, Mount Wallace State Field found itself hosting 20 odd glider pilots who ventured out for the day when the call was put out by a few. By all accounts none were disappointed with the field and the potential it certainly has. With the weather being good with the breeze straight down the runway, it was going to be a day to enjoy and leaving satisfied with a few hours clocked up in the log book.

Mount Wallace is suited for many disciplines with open space and grassed runway to launch the biggest of models easily. There were glider tugs available all day with Ross Bathie with his very large Pawnee (46%, 3W 342 Twin), Keith Quigg with his Cub (60cc) and Jonathan Greeves, 40% Decathlon (DLE 111) doing a fantastic job on the day. By all accounts I do believe there was a glider in the air for the whole days flying.... Nice

The President, Mark Peterson and wife Annemarie prepared a BBQ with the assistance of Michael Whelan (VP) and Ken Mollison (SO) to feed the hungry hoards and keep them flying. Sausages and hamburgers were the go with a few cold drinks to go with it. BMMAA appreciated the attendance with the canteen generating valuable funds for the Club.

By all accounts, all left happy and threatening to come back again to do it all over again, which is a good thing. Hopefully, a proper glider tug day can be organised in the future so many more can enjoy the field and what it has to offer. Facilities are still in developing at the field, but what is there is functional and will do the job. It can only get better....

Ed



Click on the image above to see the Glider day at the Mount Wallace State Field, hosted by Bacchus Marsh Model Aircraft Ass (BMMAA)

VMAA Trophy Weekend

06 to 07 April 2019

The aim of the event is to encourage Association Clubs to have a go as a team over the two days. The event has the emphasis on fair play, maximum fun and competition. Junior pilots are encouraged to be part of a team and enjoy some competition

The Trophy weekend has been modified to eleven (11) events. All rules have been reviewed for the 2019 competition

The Trophy rules make it fair for smaller Clubs to have a go with a good chance of doing well against bigger Clubs. Enter as many events as you can. Your best six of the ten events will count.

A pilot can compete in two events only but can 'assist' other pilots in other events. (All Clubs will be asked to provide officials for judging or time-keepers for some events.)

Trophy Events:

- Heli/Drone Limbo (new event)
- Bomb Drop
- Fun Scale
- Helicopter (Timed event)
- Thermal Soaring
- Scale Aerobatics
- Electric Glider
- Fun Fly
- Sports Limbo
- Musical Landings
- Combat

New—Ring In Pilot for teams. Not enough Club Members, why not enter a Composite VMAA Team. Rules and conditions for Trophy Weekend will be posted on the VMAA Website. www.vmaa.com.au

The event will be held at **State Field Darraweit Guim, Vic.** Catering provided both days with camping facilities available.

ENTRIES CLOSE: Midnight, Sunday 31 March 2019.



If you need further information, please contact the VMAA CD; Joe Finocchiaro on Mobile: 0418 878 168, email contestdirector@vmaa.com.au



Be safe, be alert, be prepared..

The sighting of snakes in residential areas is becoming more prevalent and has resulted in a high number of snake bites.

Author: Rob Timmings



*Rob runs a medical/
nursing education
business Teaching
nurses, doctors and
paramedics*

That bite of summer has well and truly come early this year and with that heat, comes snakes.

Our neighbours (Meringandan near Toowoomba) have reported many sightings. 3000 bites are reported annually. 300-500 hospitalization, 2-3 deaths annually. Average time to death is 12 hours. The urban myth that you are bitten in the yard and die before you can walk from your chook pen back to the house is a load of rubbish. While not new, the management of snake bite (like a flood/fire evacuation plan or CPR) should be refreshed each season.

Let's start with a basic overview.

There are five genus of snakes that will harm us (seriously) - Browns, Blacks, Adders, Tigers and Taipans.

All snake venom is made up of huge proteins (like egg white). When bitten, a snake injects some venom into the meat of your limb (NOT into your blood). This venom cannot be absorbed into the blood stream from the bite site.

It travels in a fluid transport system in your body called the lymphatic system (not the blood stream).

Now this fluid (lymph) is moved differently to blood. Your heart pumps blood around, so even when you are lying dead still, your blood still circulates around the body.

Lymph fluid is different. It moves around with physical muscle movement like bending your arm, bending knees, wriggling fingers and toes, walking/exercise etc.

Now here is the thing. Lymph fluid becomes blood after these lymph vessels converge to form one of two large vessels (lymphatic trunks) which are connected to veins at the base of the neck.

Back to the snake bite site. When bitten, the venom has been injected into this lymph fluid (which makes up the bulk of the water in your tissues). The only way that the venom can get into your blood stream is to be moved from the bite site in the lymphatic vessels. The only way to do this is to physically move the limbs that were bitten. Stay still!!! Venom can't move if the victim doesn't move. Stay still!!! Remember people are not bitten into their blood stream.

In the 1980s a technique called Pressure immobilization bandaging was developed to further retard venom movement. It completely stops venom /lymph transport toward the blood stream. A firm roll bandage is applied directly over the bite site. (don't wash the area).

Technique:

Three steps: keep them still

Step 1

Apply a bandage over the bite site, to an area about 10cm above and below the bite.

Step 2:

Then using another elastic roller bandage, apply a firm wrap from Fingers/toes all the way to the armpit/groin. The bandage needs to be firm, but not so tight that it causes fingers or toes to turn purple or white. About the tension of a sprain bandage.

Step 3:

Splint the limb so the patient can't walk or bend the limb.

Do nots:

Do not cut, incise or suck the venom.

Do not EVER use a tourniquet

Don't remove the shirt or pants - just bandage over the top of clothing.

If possible, mark the outside of the bandages at the location of the bite.

Remember movement (like wriggling out of a shirt or pants) causes venom movement.

DO NOT try to catch, kill or identify the snake!!! This is important.

In hospital we NO LONGER NEED to know the type of snake; it doesn't change treatment.

5 years ago, we would do a test on the bite, blood or urine to identify the snake so the correct anti venom can be used. BUT NOW, we don't do this. Our new Antivenom neutralizes the venoms of all the 5 listed snake genus, so it doesn't matter what snake bites the patient. Read that again- one injection for all snakes! Polyvalent is our one-shot wonder, stocked in all hospitals, so most hospitals no longer stock specific Antivenins.

Australian snakes tend to have 3 main effects in differing degrees.

Bleeding - internally and bruising.

Muscles paralyzed causing difficulty talking, moving & breathing.

Pain - In some snakes' severe muscle pain in the limb, and days later the bite site can break down forming a nasty wound. Allergy to snakes is rarer than winning lotto twice.

Final tips:

Not all bitten people are envenomed and only those starting to show symptoms above are given antivenom.

Did I mention for patient to stay still?

MITCHELL FIXED WING AERO CLUB Inc

Invite you to our

BIPE & BUSH PLANE FLY IN



TO BE HELD ON SUNDAY MAY 5th 2019

10am Start. Gate is open at 8am for early starters. The field is open from 9am on Sat if you want to stay at the field overnight. Please ring Barry for more Info.

**Bring your plane, Bring your seat.
& Bring your friend. 10am start. Gate
open 8am**

Food and Drinks Will Be On Sale

FREE ENTRY FOR ALL COMPETITORS.

AS MANY PLANES AS YOU LIKE.

must be MAAA Registered Pilots.

Contact: Barry Dunn. 03 5792 1017.

Mob: 0401 359 918

clearpropdude@gmail.com

**Our field is located at 470 Seymour Toobarac Road
Hilldene Vic. (Between Seymour and Puckapunyal)
Map on website. www.mfwac.com**

ALL wings requests need to be sent to
SFI@Vmaa.com.au
and no where else. Long delays can occur (3-4
months) due to the requests being sent to the
wrong email address or person.

*Thank you,
VMAA SFI*

MAAA Latest Newsletters

The MAAA Newsletter brings you information on a number of areas at the National level. This includes reports from the Committee and contact details, Manual of Procedure (MOPS), National and International Events Competition dates and reports on such events.

Click [MAAA Newsletter](#) to have a good read.

VMAA Committee Members 2018/2019

Reeve Marsh	- President - Ph: 0435 891 258 president@vmaa.com.au
Jon Goudge	- Vice President - VicePres@vmaa.com.au
Joe Finocchiaro Postal Address	- Secretary & Public Officer - PO Box 854 Bacchus Marsh 3340 Ph: 0418 878 168 secretary@vmaa.com.au
Arthur Babis	- Treasurer - treasurer@vmaa.com.au
Paul Webber	- VMAA Registrar - PO Box 55 Grantville Vic 3984 Ph: 0478 084 911 registrar@vmaa.com.au
Joe Finocchiaro	- VMAA CD & Bulletin Editor - contestdirector@vmaa.com.au - Ph: 0418 878 168

Contact the CD to submit Calendar of Event dates.

Geoff Herbert	- State Flying Instructor - sfi@vmaa.com.au
Brian Dowie	- Committee Member - Ph: 0402 918 916 - cm1@vmaa.com.au
Mark Sills	- Committee Member - Ph: 95619097 - cm2@vmaa.com.au
David Nichols	- Education Officer - Ph: 9752 5830 - Ph: 0417 547 040 education@vmaa.com.au

*Contact Dave to organise a presentation on aero modelling. Scouts, Cadet, School Group, general interest in aviation.
All welcome.*

Ivan Chiselett	- DVD Librarian - Ph: 9898 4379 videolibrarian@vmaa.com.au
----------------	---

The VMAA DVD Library has the best collections of aircraft stories, modelling building and building techniques.

Meetings held 2nd Thursday of each month, except for January at VARMS Clubrooms

